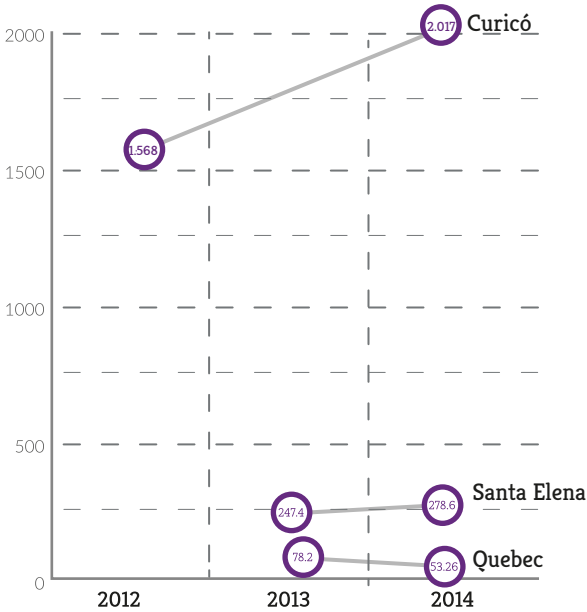


Huellas de carbono y otras emisiones

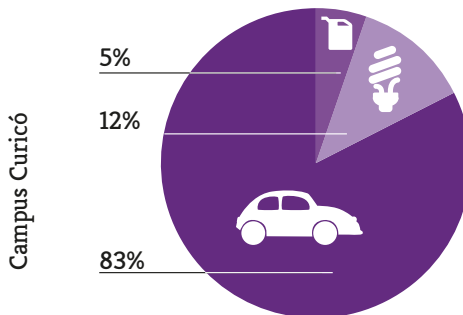
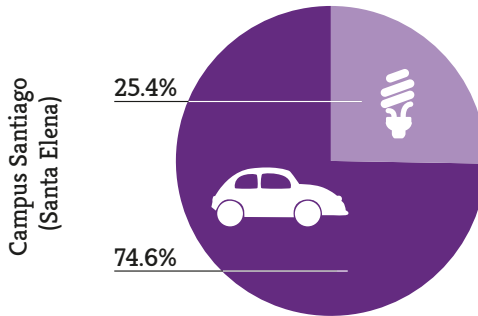
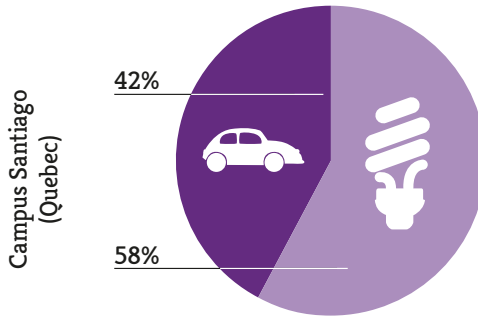


	tCO2e / persona		
2014	0,13	0,5	1,109
2013	0,18	0,62	
2012	-	-	1,017
	CAMPUS SANTIAGO (QUEBEC)	CAMPUS SANTIAGO (SANTA ELENA)	CAMPUS CURICÓ

Huella de Carbono



Emisiones de CO₂e por alcance



Alcance 1



Alcance 2



Alcance 3